

MONONGAHELA RIVER LOCKS & DAMS 2, 3, & 4 PROJECT

INLAND WATERWAYS USERS BOARD MEETING NO. 98

Steve Fritz, PE, PMP
MEGA Projects Program Manager
U.S. Army Corps of Engineers
Pittsburgh District
1 December 2022

***World-Class Delivery...
Real-World Impact!***



US Army Corps
of Engineers®

Charleroi Lock Control Tower



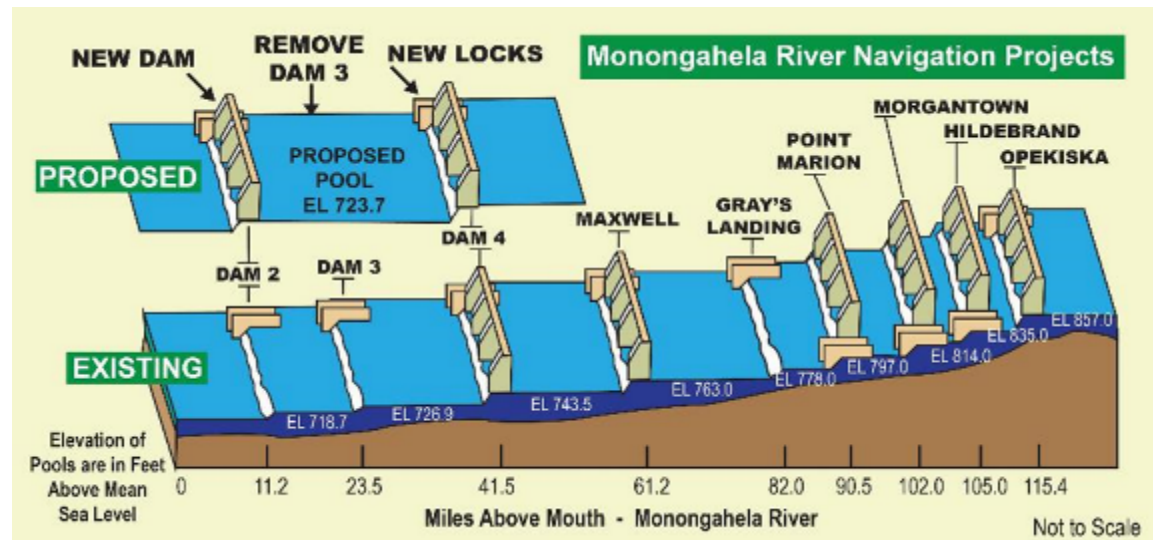


MON RIVER LOCKS & DAMS 2, 3 & 4 SCOPE

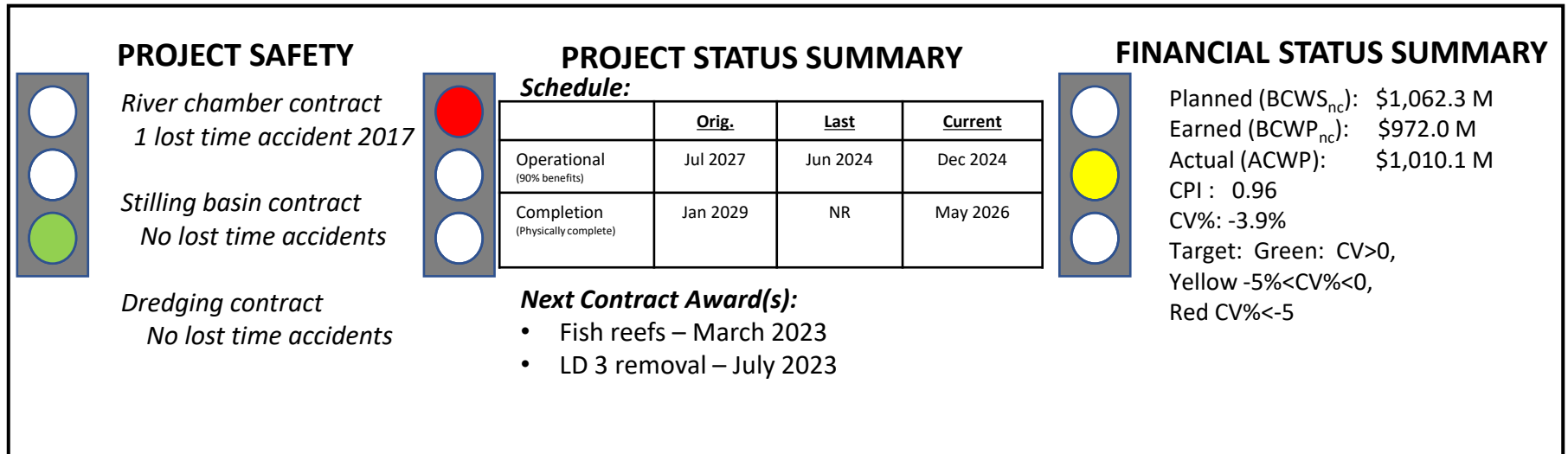


Major Project Features

- Braddock locks and dam (L/D 2): New gated dam Completed 2004
- Charleroi locks and dam (L/D 4):
 - Two new larger lock chambers (84' wide x 720' long)
River chamber under construction
Land chamber deferred
 - Dam stilling basin extension
- Locks and Dam 3 removal
- Pool 3 dredging
- Relocations
- Environmental mitigation



MON RIVER LOCKS AND DAMS 2, 3 & 4: BLUF STATUS -SUMMARY DASHBOARD



EXECUTIVE SUMMARY:

- Charleroi river chamber making good progress on a aggressive schedule
- Operational date moved right to avoid high water season and fish spawn
- Remaining moderate size contracts
 - LD 3 removal
 - Fish reefs
 - Charleroi land chamber closure
 - Relocations (river front parks)
- Remaining minor actions
 - Braddock gallery pumps
 - Charleroi elevator
 - Relocations (boat ramps, sewer outfalls)

MON RIVER LOCKS & DAMS 2, 3 & 4 KEY ACTIVITIES

Stilling Basin



Pool 3 Dredging



Commentary:

- Contract for Stilling Basin physically complete
- Contract for Pool 3 Dredging completed
- River chamber completion contract physically complete - April 2024
- Fish Reefs contract award - March 2023
- Locks & Dam 3 Removal contract award – July 2023

MON RIVER LOCKS & DAMS 2, 3 & 4 - FUNDING SUMMARY

Funding Overview		
Authorized Cost:	556,400,000	(Oct 1991)
902 Limit:	1,764,443,000	(Mar 2019)
ARRA (FY09-13):	68,261,203	
PED & EDC Cost:	204,370,000	
S&A Cost:	53,257,000	

	ARRA	CG	IWTF	Total
Total Project Cost (May 2018) ^{*1}				\$ 1,233,835,000
Allocations through FY17	\$ 68,261,203	\$ 379,645,646	\$ 379,645,652	\$ 827,552,501
FY18 Allocation		\$ 48,150,000	\$ 48,150,000	\$ 96,300,000
FY19 Allocation		\$ 44,606,606	\$ 44,606,606	\$ 89,213,212
FY20 Allocation, (Final Funding)		\$ 55,648,770	\$ 55,648,770	\$ 111,297,540
FY21 Allocation				\$ -
FY22 Allocation				\$ -
Total Allocations to Date:	\$ 68,261,203	\$ 528,051,022	\$ 528,051,028	\$ 1,124,363,253
Remaining Balance ^{*2}				\$ 109,471,747
Remaining Balance Change From Last Meeting:				\$ -

*1. Cost for 90% of project benefits increased from \$1.22B to \$1.23B. Total project cost increased from \$2.73B to \$2.76B.

*2. \$109 Million of the 90% project benefits cost estimate remains unfunded. It is anticipated that additional funds will be needed to complete the project but it is also anticipated that the final cost will be below the baseline

Commentary:

- Project cost certification – Spring 2023

Fiscal Year Funding Capabilities:

FY 2023	FY 2024
\$ -	TBD



MON RIVER LOCKS & DAMS 2, 3 & 4: ISSUES/CHALLENGES



ISSUES/CHALLENGES

- FY20 “completion funding” is sufficient to reach 90% benefits but insufficient for remaining work due to inflation
- Timing of 90% benefits is driven by river and environmental conditions
- Coordination of project funded relocations
- Low probability for siltation in Pool 3




LOWER MON LOCKS & DAM 2, 3 & 4 RECENT PROGRESS



7



Charleroi River Chamber, U/S View



Charleroi River Chamber, Culvert Placement



Charleroi River Chamber, D/S View



Charleroi River Chamber, Miter Sill Lift 1



THANK YOU

Steve Fritz, Steve.Fritz@usace.army.mil, 412-395-7273

